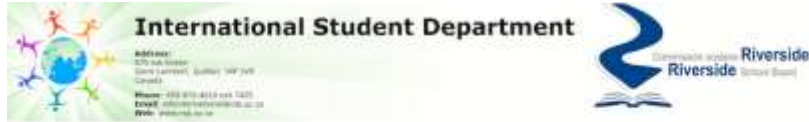


INSTRUCTIONS TO CREATE AN ACCOUNT AS A PARENT

1. Please click on [Parents start here:](#)



Secure Portal - Riverside School Board



[Agents Start Here](#)

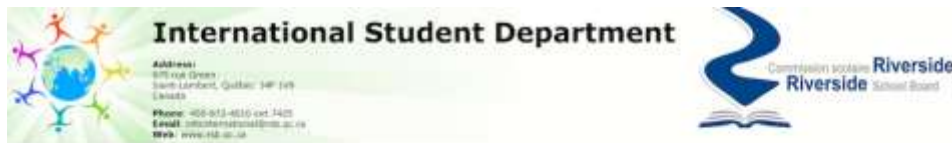
For active agents. Create and submit online student applications.



[Parents Start Here](#) ✓

For parent contacts of enrolled students or parents who are not working with an agency and wish to create and submit online student applications.

2. Please click on [Create an account](#)



Secure Family Portal - Riverside School Board

Before you apply, please make sure you have all the required information for the application process. You have ten (10) days to submit an application once you create a new application. Incomplete applications will not be processed.

Seats in Riverside International Programs are very limited. Depending on your choice of grade, choice of school, and whether or not you wish to graduate, there may be fewer than three (3) spots available for international students.

Please note that seats for students intending to graduate in QC (that is, staying for 2+ years) are limited to September entry only.

Before you begin, please review the [Online Application Instructions](#).

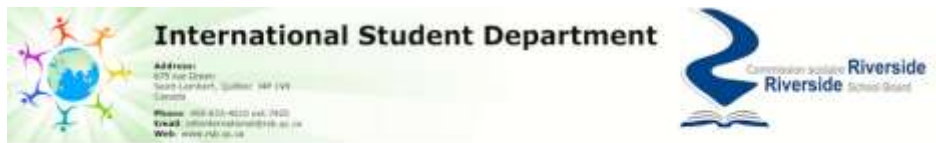
Email: +	<input type="text"/>	
Password: +	<input type="password"/>	<input type="button" value="Sign In"/>
<input type="checkbox"/> REMEMBER MY EMAIL		

[Reset Password](#)

[Create Account](#) ✓

[Portal Home](#)

3. Fill in the information as required, and press Create an account



Create Family Portal Account - Riverside School Board

IMPORTANT! Account creation is only for **non-enrolled** students (or parents and relatives thereof) who are **not working with an agency** and wish to apply. Enrolled students (and associated parent contacts) must login with the email address on file with Riverside School Board. For parents or students having difficulty signing in, please try [resetting password](#) or contacting Riverside School Board directly for support.

Account Details

First Name: ✓

Last Name: ✓

Email: ✓


Password Requirements: Minimum 8 characters, must contain at least one of (0-9)

Password: ✓

Retype Password: ✓

✓

4. Retrieve the e-mail you must receive to confirm your e-mail, and sign in to start the application



✓ Account Creation Successful!

Please check your email inbox for a validation email which requires action in order to activate your account. If you do not receive this email within 15 minutes, please check your junk/spam folder.

Please note you have 24 hours to complete this process.

Return to [Sign In](#) page.



International Student Department

Address:
675 rue Green
Saint-Lambert, Québec J4P 1V9
Canada
Phone: 450-672-4010 ext. 7425
Email: info@international@rsb.qc.ca
Web: www.rsb.qc.ca



Commission scolaire **Riverside**
Riverside School Board

Secure Family Portal - Riverside School Board

Before you apply, please make sure you have all the required information for the application process. You have ten (10) days to submit an application once you create a new application. Incomplete applications will not be processed.

Seats in Riverside International Programs are very limited. Depending on your choice of grade, choice of school, and whether or not you wish to graduate, there may be fewer than three (5) spots available for international students.

Please note that seats for students intending to graduate in QC (that is, staying for 2+ years) are limited to September entry only.

Before you begin, please review the [Online Application Instructions](#).

Email: *	<input type="text"/>	✓
Password: *	<input type="password"/>	<input type="button" value="Sign In"/> ✓
<input type="checkbox"/>	REMEMBER MY EMAIL	