

RSB Portal access instructions:

Welcome to Riverside School Board, You now have access to your child's account where you can always verify their report cards, statement of account, and alert the school for absences, and soon transportation information will be available through this site as well.

1) The **link** to sign in is www.portailparents.ca

2) Use the **email address** you provided to the school upon registering your child. (If you cannot remember it, please communicate with the school.)

1st time you sign in : Once you have entered your email address, you will click on "**Get a verification code**". Enter the code that you receive in your inbox and click on "**Verify the code**".

3) Enter a **new password** and click **save**. You will have to confirm the identity of the children associated to your account in order to authorize your access. See Table 2. You will only need to do this step once for each child.

once entered you have access to: Advise absence, view Report Card, Statement, Transportation

The image shows a screenshot of the Mozilla Portal interface for Good Shepherd School. The interface includes a navigation bar with the following icons and labels:

- Advise ABSENCES** (Red box)
- REPORT CARD** (Blue box)
- STATEMENT of Account** (Green box)
- To access the school registration** (Cyan box)
- To View your other children OR 'add a child'** (Blue box)

The main content area features a "Planned Absences" section with the following form fields:

- Notify the school of a planned absence
- Absence for:
- Choose a type of absence
- Choose a reason
- Explanation as needed
- Maximum 200 characters

The "Record" icon is highlighted with a yellow box and labeled **TRANSPORTATION**.

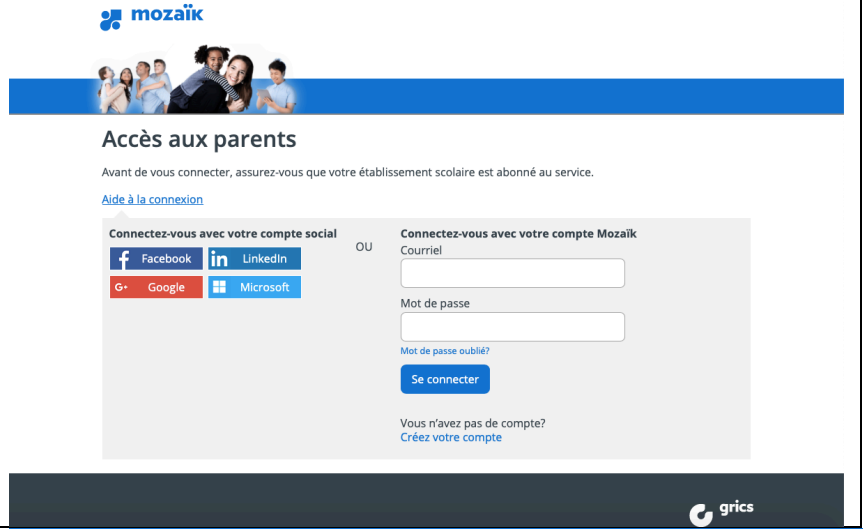
Mozaïk Portail Parents

1.
www.portailparents.ca



2.
Email must be same as that provided to the school.

Password can be reset if forgotten.



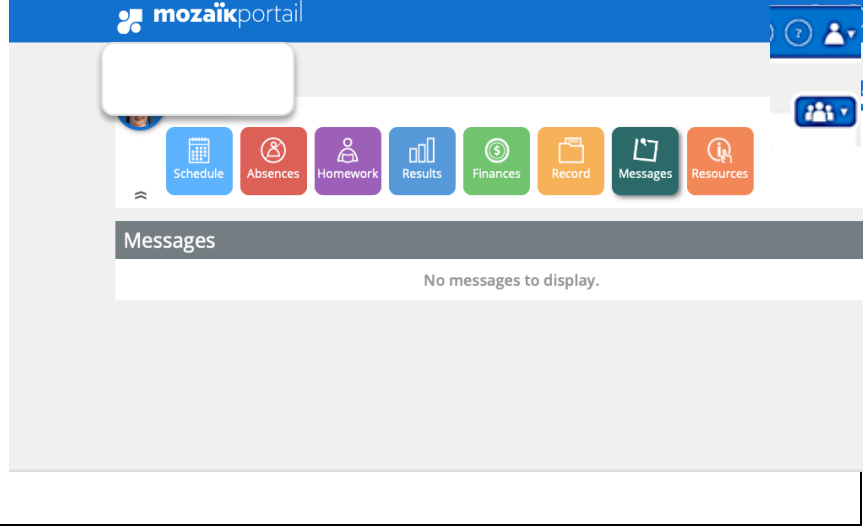
3.
Access various information by clicking on different tiles.

For example :

Statement of account under 'Finances' tile

Report card under 'Results' tile

Busing information (where pertinent) under 'Record' tile.



add a child


Hints for 1st time log in

Link My Child to My Account

Please fill out the form below to get access to your child's school information.


I received a PIN from the school institution no


My child attends a private institution no


School Board
  Type RIVERSIDE then click to select

Child's Last Name

Child's First Name

Date of Birth
 

Id. Number or Permanent Code 
 Found on Report Card, Statement or contact the school thorvat@rsb.qc.ca

My Email 

[Back to Parent Portal without saving](#)